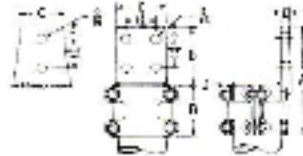



TYPE TA, TA-45, TA-90, TAC

Terminal Lug – IPS tube



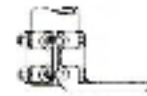
TA



TAC



TA-45



TA-90

Catalog No.	I.P.S.	Holes in Tongue	Dimensions in inches						
			A	B	C	D	E	F	J
T0A2N-6	1/2	2	5 3/8	2	1 1/2	3 3/8	5/8	5/8	3/8
T0A4N-6	1/2	4	5 3/8	2	3	3 3/8	5/8	5/8	3/8
T0A2N	1/2	2	5 3/8	2 1/4	1 1/2	3 3/8	5/8	5/8	1/2
T0A4N	1/2	4	5 3/8	2 1/4	3	3 3/8	5/8	5/8	1/2
T1A2N-6	3/4	2	5 1/2	2 1/8	1 3/4	3 3/8	1 1/2	5/8	3/8
T1A4N-6	3/4	4	5 1/2	2 1/8	3	3 3/8	1 1/2	5/8	3/8
T1A2N	3/4	2	5 3/4	2 3/8	1 3/4	3 3/8	1 1/2	5/8	1/2
T1A4N	3/4	4	5 3/4	2 3/8	3	3 3/8	1 1/2	5/8	1/2
T2A2N-6	1	2	5 5/8	2 1/4	2	3 3/8	3/8	5/8	3/8
T2A4N-6	1	4	5 5/8	2 1/4	3	3 3/8	3/8	5/8	3/8
T2A2N	1	2	5 7/8	2 1/2	2	3 3/8	3/8	5/8	1/2
T2A4N	1	4	5 7/8	2 1/2	3	3 3/8	3/8	5/8	1/2
T3A2N	1 1/4	2	6 1/8	2 5/8	2 1/4	3 3/4	3/8	5/8	1/2
T3A4N	1 1/4	4	6 1/8	2 5/8	3	3 3/4	3/8	5/8	1/2
T4A2N	1 1/2	2	6 1/4	2 3/4	2 1/2	3 1/2	3/8	5/8	1/2
T4A4N	1 1/2	4	6 1/4	2 3/4	3	3 1/2	3/8	5/8	1/2
T5A2N	2	2	6 3/8	2 7/8	2 3/4	3 1/2	1/2	5/8	1/2
T5A4N	2	4	6 3/8	2 7/8	3	3 1/2	1/2	5/8	1/2
T6A2N	2 1/2	2	6 1/2	3	3	3 1/2	5/8	5/8	1/2
T6A4N	2 1/2	4	6 1/2	3	3	3 1/2	5/8	5/8	1/2
T7A2N	3	2	6 3/4	3 1/4	3	3 1/2	5/8	5/8	5/8
T7A4N	3	4	6 3/4	3 1/4	3	3 1/2	5/8	5/8	5/8
T8A4N	3 1/2	4	7	3 1/2	3	3 1/2	3/4	5/8	5/8
T9A4N	4	4	7 1/4	3 3/4	3	3 1/2	3/4	5/8	5/8

- Tabulated Dimensions are in inches and are approximate only.
- Sizes not shown available on request.
- Blank tongue available on request.
- "N" in catalog number denotes NEMA standard drilling.